



PPM Pro Customer Webinar: July 2020 Release

Jennifer Rose, PPM Pro Product Manager
Sherrill Packebush, Sr PPM Pro Product Manager
Cetiera Carmona, Customer Marketing Manager (Moderator)

Housekeeping Items

- 30-35 minutes of presentation
- Remainder Q&A
- All lines are on mute
- Enter questions into the Q&A box
 - If you can't see the chat box, click Q&A at the bottom right of the Zoom window
- Webinar is being recorded
- Recording and slides will be shared in post-webinar email, including additional info about the release process



Monthly Release Schedule

First
Friday

- Release Notes Published

Second
Friday

- Release deployed to sandbox environments

Third
Friday

- Release deployed to production environments

More Nimble (faster cadence) Release Schedule

- Pillars of the release still first, second, and third Fridays
- Goal: get *WORKING FEATURES* to customers FASTER
 - Release updates outside of three week cycle to deliver new functionality
- Approach: Try this out with Reports (Beta) – for example:
 - First wave of drilldown capabilities delivered 3rd Friday
 - As drilldown support added to remaining report types (Bubble, Crosstab), release when ready (still on a Friday during update window)
 - Include essential, low-risk fixes when possible

Current Month's Feature Status



Beta

Reports Revamp (rolling)
Financial Summary (rolling)

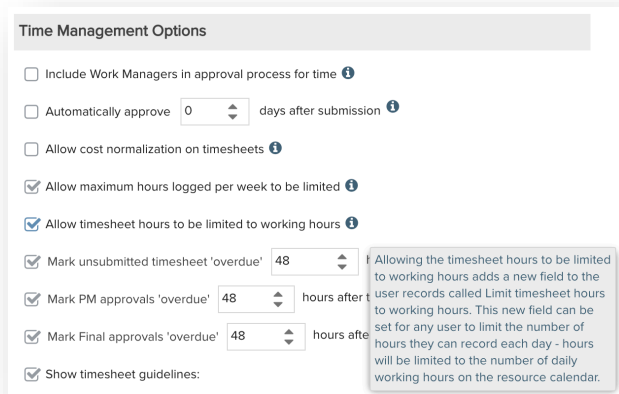


GA

Enhancement – Timesheet Limited to Working Hours

Limit the number of hours a user can enter daily to a timesheet to the working hours of the resource calendar (ignoring events)

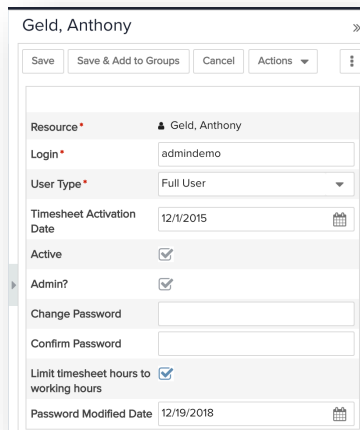
- New Admin/Organization/Timesheet Settings "Allow timesheet hours to be limited to working hours"
- New User property "Limit timesheet hours to working hours"



Time Management Options

- ☐ Include Work Managers in approval process for time
- ☐ Automatically approve 0 days after submission
- ☐ Allow cost normalization on timesheets
- ☒ Allow maximum hours logged per week to be limited
- ☒ Allow timesheet hours to be limited to working hours
- ☒ Mark unsubmitted timesheet 'overdue' 48 hours after
- ☒ Mark PM approvals 'overdue' 48 hours after
- ☒ Mark Final approvals 'overdue' 48 hours after
- ☒ Show timesheet guidelines:

Allowing the timesheet hours to be limited to working hours adds a new field to the user records called Limit timesheet hours to working hours. This new field can be set for any user to limit the number of hours they can record each day - hours will be limited to the number of daily working hours on the resource calendar.



Geld, Anthony

Save Save & Add to Groups Cancel Actions

Resource * **Geld, Anthony**

Login * admindemo

User Type * Full User

Timesheet Activation Date 12/1/2015

Active ☒

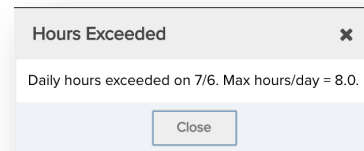
Admin? ☒

Change Password

Confirm Password

Limit timesheet hours to working hours ☒

Password Modified Date 12/19/2018



Hours Exceeded

Daily hours exceeded on 7/6. Max hours/day = 8.0.

Close

Reports Revamp – Rolling Beta

Current Beta Functionality

- Usability enhancements
- New Reports grid with Group By
- Basic report topics and types
- New WYSIWYG report designer
- List report options within preview
- Runtime and view filter options
- Ability to set multiple scopes for the report
- Ability to report on indirectly-related data
- Date and number formats
- Hierarchical column sorting
- Gantt report type
- Initial export to PowerPoint
- Stacked area report type
- Grouping, sorting and aggregations
- Reports grid Settings
- Basic time series - date ranges
- Initial drilldown

Future Releases

- Report drilldown
- WYSIWYG dashboard designer
- Home and project Overview dashboards
- Reports with time series/contoured data (staffing/resource planning, Audit, KPI, etc.)
- Portfolios and sub-portfolios reports
- Remaining reports and dashboard PPT, PDF, and/or Excel export
- Capacity and demand report
- Dashboard publishing and expiration
- Org level defaults for reports and dashboards
- Calculated fields for secondary entities
- Rich text/image dashboard content
- Additional report types
- Tail items

Reports Revamp – Basic Time Series (Date Ranges)

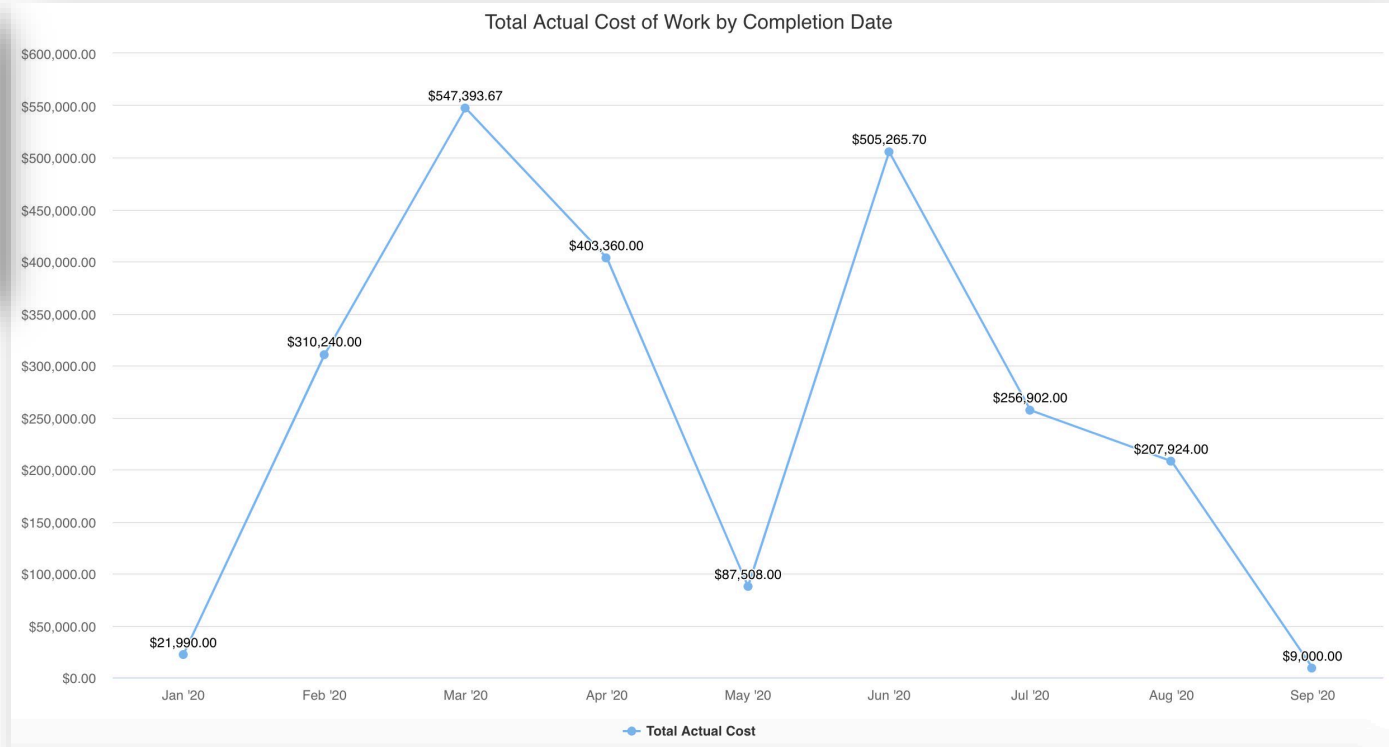
Time Series

Frequency:
Monthly

Date Range:
is between

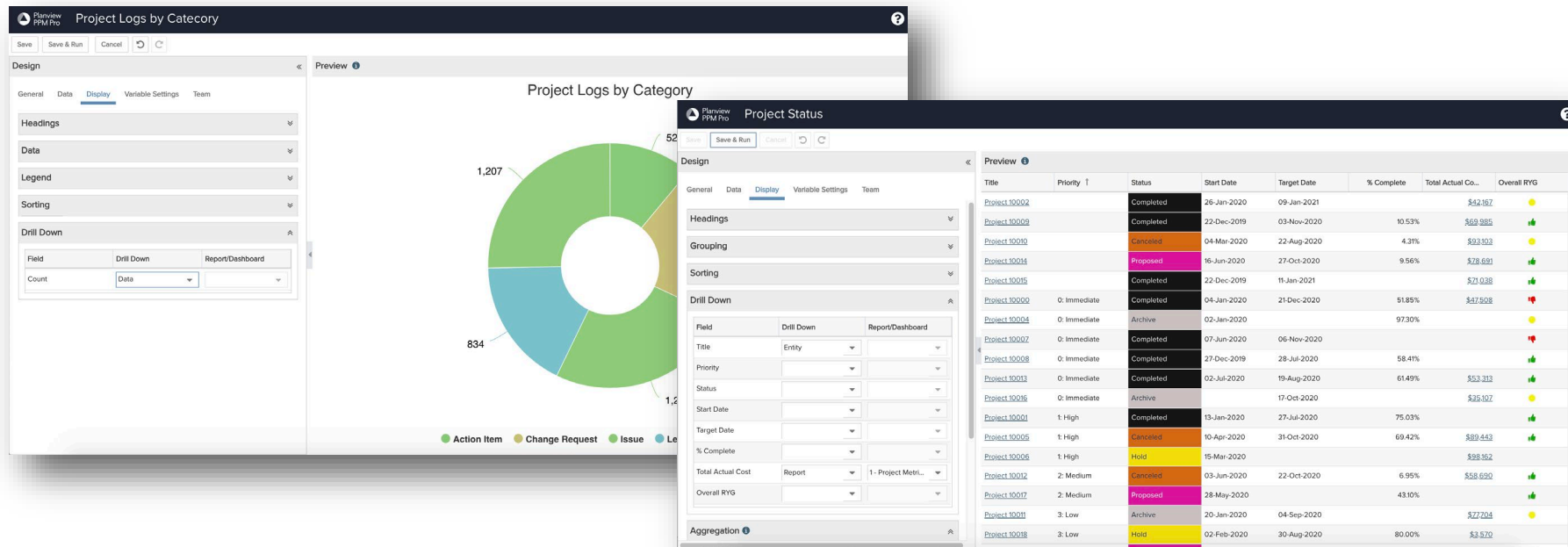
1/1/2020 and 9/30/2020

Allow changing:
☐ Before running report ☒ When viewing report



Reports Revamp – Initial Drilldown

Drilldown to entity, report, or "data" for certain Types



Reports Cookbook

- Examples of various reports
- Please send us:
 - Requests for recipes
 - Examples of your favorite recipes
- Will add more as new Topics and Types appear

The screenshot shows a web browser window with the URL `success.planview.com/Planview_PPM_Pro/065_Reporting_Revamp_(Beta)/060_Reports_Cookbook`. The page header includes the Planview logo and "customer success center". A search bar is present with the text "Search PPM Pro...". The breadcrumb navigation shows "Home » Planview PPM Pro » Reporting Revamp (Beta)". The main heading is "REPORTING REVAMP (BETA) Reports (Beta) Cookbook". Below this, a paragraph explains the purpose of the topic: "The purpose of this topic is to provide an example set of reports and steps to configure them (recipes) within the new reporting beta, so that you can get a feel for the possible and also backwards engineer various report types and topics. If you have any questions about any of the following or other new beta report needs not addressed here, are looking for a specific recipe that has not yet been included, or have a recipe you would like to share, please contact productmanagement-ppmpro@planview.com." A button labeled "On This Page" is on the right. The "Report Recipes" section has two tabs: "Sample Visualization" and "Report". Under "Sample Visualization", there is a pie chart titled "Allocated Cost by Role" and a bar chart titled "Planned vs. Actuals".

Financial Summary – Beta Begins!

Initial beta:

- Financial admin
 - Data streams - budget, forecast, actuals
 - Summary fields
- Project view
- Permissions

Rolling releases:

- Templates
- PMI metrics, NPV, ROI
- Rollups and reporting
- Baselines

The screenshot displays the Planview PPM Pro interface. The top navigation bar includes links for Home, Projects, Admin, Organization, Dashboards, Portfolios, Resources, Planning, What If, Reports, and Project L... A search bar on the right says 'Find All'. The main content area is titled 'June Demo' and has tabs for 'Summary' and 'Entries'. Under the 'Summary' tab, there are checkboxes for 'Budget', 'Forecast', and 'Actuals', along with buttons for 'Edit Values', 'Edit Structure', and 'Actions'. A left sidebar lists various sections: Details, Additional Details, Financials (selected), Staffing, Billing Rates, Tasks (2), Project Log (0), Notes (0), Attachments (0), Reports (Beta), Reports, Rollups, and Team (2). The main table shows financial data for 'June '20' and 'July '20'. The columns are Title, Budget, Forecast, Actuals, Budget, Forecast, Actuals, and Budget. The rows include Total, Employee Labor (expanded to show Op Employee Labor, Cap Labor, Financial Entry - capitalized, Financial Entry - non-capitalized, Revenue (expanded to show Financial Entry Revenue, Task Revenue), and other categories.

Title	Jun '20			Jul '20			Budget
	Budget	Forecast	Actuals	Budget	Forecast	Actuals	
Total	\$0.00	\$3,700.00	\$1,050.00	\$6,000.00	\$4,300.00	\$1,050.00	\$0.00
Employee Labor	\$0.00	\$3,200.00	\$600.00	\$2,000.00	\$1,800.00	\$600.00	\$0.00
Op Employee Labor	\$0.00	\$2,800.00	\$0.00	\$0.00	\$1,400.00	\$0.00	\$0.00
Cap Labor	\$0.00	\$0.00	\$0.00	\$2,000.00	\$0.00	\$0.00	\$0.00
Financial Entry - capitalized	\$0.00	\$300.00	\$450.00	\$0.00	\$300.00	\$450.00	\$0.00
Financial Entry - non-capitalized	\$0.00	\$100.00	\$150.00	\$0.00	\$100.00	\$150.00	\$0.00
Revenue	\$0.00	\$500.00	\$450.00	\$4,000.00	\$2,500.00	\$450.00	\$0.00
Financial Entry Revenue	\$0.00	\$500.00	\$450.00	\$0.00	\$500.00	\$450.00	\$0.00
Task Revenue	\$0.00	\$0.00	\$0.00	\$4,000.00	\$2,000.00	\$0.00	\$0.00

Virtual Planview Horizons Customer Conference 2020



Standard rate \$299

Discounted group rates available


www.PlanviewHorizons.com



Bonita Norris announced as keynote speaker! Bonita was the youngest British woman to reach the summit of Mount Everest at the age of 22, with no previous climbing experience!

Planview Acquisition News

- Aptage technology provides insights and visibility into anticipated value and delivery risk across traditional project management and agile methodologies
- Focus through FY2020 is on shaping the Aptage technology into a service to be leveraged across the Planview portfolio
- Currently exploring use cases, sequence and timing for introduction into specific Planview products (including PPM Pro, woot!)
- More information to be unveiled at Horizons 2020



Upcoming Webinars/Events

- August Release Webinar August 19
- Q3 Roadmap Webinar August 26
- Register for all webinars in advance!
- <https://success.planview.com/Planview PPM Pro/Release Information/Customer Webinars>

PRODUCT RELEASES

Planview PPM Pro Customer Webinars

Page restriction: Public

2020

1/15/2020: January Release | [Q&A Transcript](#) | [View PDF](#) | [View Presentation](#)

2/19/2020: February Release | [Q&A Transcript](#) | [View PDF](#) | [View Presentation](#)

2/26/2020: Q1 Roadmap | [Q&A Transcript](#) | [View Presentation](#)

3/18/2020: March Release | [Q&A Transcript](#) | [View PDF](#) | [View Presentation](#)

4/15/2020: April Release | [Q&A Transcript](#) | [View PDF](#) | [View Presentation](#)

5/13/2020: May Release | [View PDF](#) | [View Presentation](#)

5/27/2020: Q2 Roadmap | [Q&A Transcript](#) | [View PDF](#) | [View Presentation](#)

6/17/2020: June Release | [View PDF](#) | [View Presentation](#)

7/15/2020: July Release | [Register](#)

8/19/2020: August Release | [Register](#)

8/26/2020: Q3 Roadmap | [Register](#)

9/16/2020: September Release | [Register](#)

10/14/2020: October Release | [Register](#)

11/18/2020: November Release | [Register](#)

Q&A

Sherrill spackebush@planview.com

Jennifer jrose@planview.com



Thank You