



PPM Pro Customer Webinar: January 2020 Release

Thanks for joining! We'll start 1 minute after the bottom of the hour.

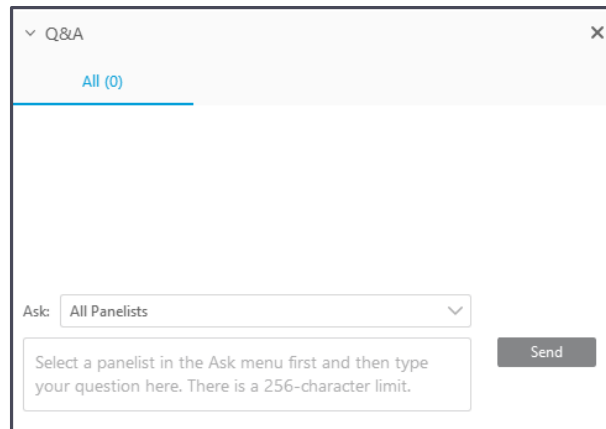


PPM Pro Customer Webinar: January 2020 Release

Jennifer Rose, PPM Pro Product Manager
Sherrill Packebush, Sr PPM Pro Product Manager

Housekeeping Items

- 30-35 minutes of presentation
- Remainder Q&A
- All lines are on mute
- Enter questions into the Q&A box
 - If you can't see the chat box, click Q&A at the top right of the WebEx window
- Webinar is being recorded
- Recording and slides will be shared




Today's Agenda

- Monthly Release Process and Sandboxes
- Newsflash: support for new browser
- Rolling Beta Features
- Enhancements
- Coming Soon
- Upcoming Webinars
- Q&A



Find the release notes on the web

https://success.planview.com/Planview_PPM_Pro



Monthly Release Schedule

First
Friday

- Release Notes Published

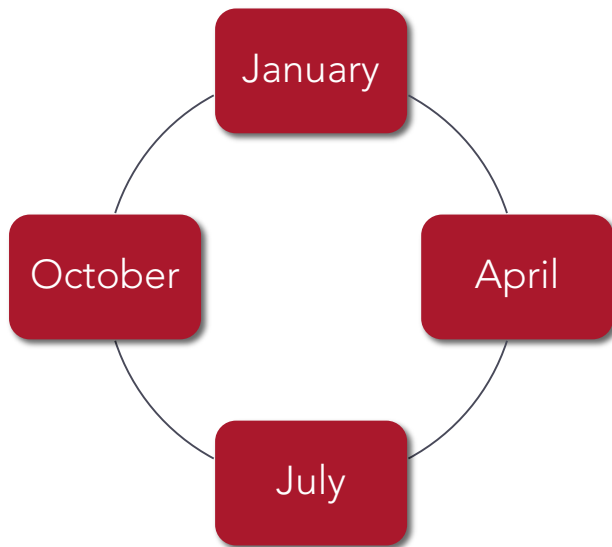
Second
Friday

- Release deployed to sandbox environments

Third
Friday

- Release deployed to production environments

Features move from Beta to GA once a quarter



- Between GA releases, Beta features are available in sandboxes
- Beta features can be enabled in production environments by request. Note that any issues you discover will be fixed as part of the normal development cycle.

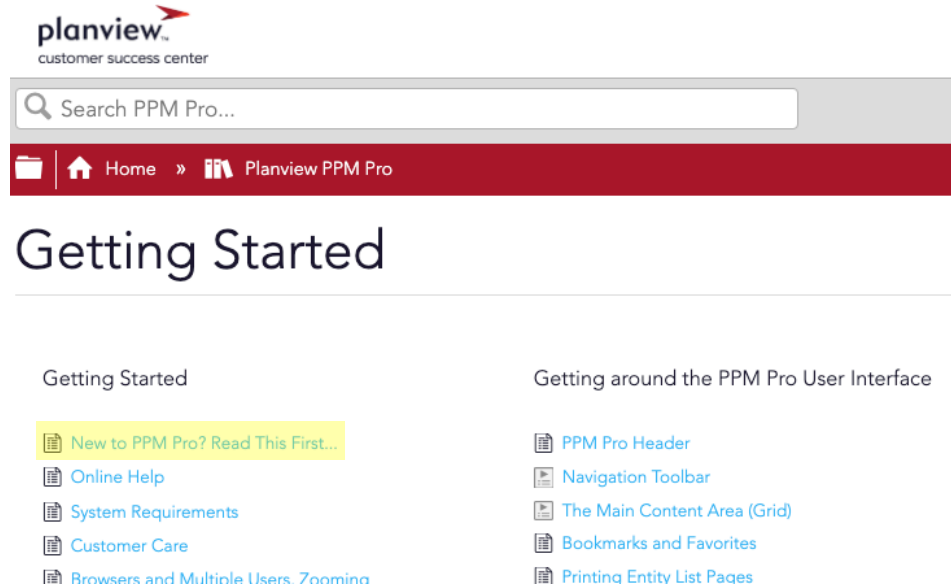
Get early access to features in your sandbox

- A sandbox is a snapshot of your production environment
- Beta functionality is enabled in sandboxes by default
- Don't have one? Contact your Account Executive (additional fee)

Note: Sandbox data cannot be refreshed between the second and third Fridays of the month



New to PPM Pro?



The screenshot shows the Planview customer success center interface. At the top is the Planview logo with the tagline 'customer success center'. Below it is a search bar labeled 'Search PPM Pro...'. A red navigation bar contains a home icon, the text 'Home', a double arrow icon, and 'Planview PPM Pro'. The main heading is 'Getting Started'. Below this, there are two columns of links. The left column is titled 'Getting Started' and includes links for 'New to PPM Pro? Read This First...', 'Online Help', 'System Requirements', 'Customer Care', and 'Browsers and Multiple Users, Zooming'. The right column is titled 'Getting around the PPM Pro User Interface' and includes links for 'PPM Pro Header', 'Navigation Toolbar', 'The Main Content Area (Grid)', 'Bookmarks and Favorites', and 'Printing Entity List Pages'.

planview
customer success center

Search PPM Pro...

Home » Planview PPM Pro

Getting Started

Getting Started

- New to PPM Pro? Read This First...
- Online Help
- System Requirements
- Customer Care
- Browsers and Multiple Users, Zooming

Getting around the PPM Pro User Interface

- PPM Pro Header
- Navigation Toolbar
- The Main Content Area (Grid)
- Bookmarks and Favorites
- Printing Entity List Pages

<https://success.planview.com/Planview PPM Pro/010 Getting Started/010 Getting Started/003 New to PPM Pro>

Newsflash

- Support for Chromium-based Microsoft Edge (Jan 15)
- In case you forget, we also support latest versions of Chrome and Firefox, as well as Internet Explorer 11
- Now you can migrate to a modern Microsoft browser!
- Better security and MS support
- No EOL date for Internet Explorer yet, but it will come 😊



Current Month's Feature Status



Reports Revamp (rolling)



Reports Revamp – Rolling Beta

Current Beta Functionality

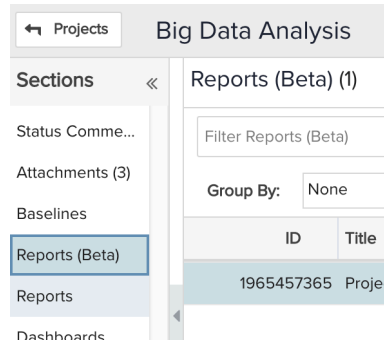
- New Reports grid with Group By
- Basic report topics and types, including new line, area, heat map, and spider charts
- New WYSIWYG report designer with:
 - Field search
 - Real-time preview of sample report output
 - Additional options for position, font, style, and size
- List report options changeable within preview
- Ability to optionally include filters at initial runtime and/or while viewing the report
- Ability to set multiple scopes for the report, optionally including the ability to change scope at initial runtime and/or while viewing the report

Future Releases

- List report:
 - Grouping and aggregations
 - Hierarchies and merging
 - Multi-column format
- Report drilldown
- Reports with time series data, portfolio project relationships, staffing/resource planning, and historical data (Audit, KPI)
- Gantt report type
- View references
- Export to PowerPoint
- Dashboards with WYSIWYG designer:
 - Reports and rich text/image content
 - Runtime and view filters
- Home and project Overview (dashboards)

Reports Revamp

- Not yet available to be adopted into Production...target is February! When enabled in Production:
 - Permissions can hide Beta in top level navigation
 - But, Beta will show up at Entity levels due to shared permissions (for easier permissions transition)



Enhancement – Task Manual (Duration) % Complete

Duration in hours is used as the relative weight value

Tasks

Filter Tasks

New

Gantt

Actions

</

Coming Soon: Deprecate Legacy Requests

- Target Legacy Request Deprecation with June 2020 Release

June 2020

S	M	T	W	T	F	S
	1	2	3	4	5	6
7	8	9	10	11	12	13
14	15	16	17	18	19	20
21	22	23	24	25	26	27
28	29	30	1	2	3	4

See new help topic: Stepping Into Work Intake and Requests Management

<https://success.planview.com/Planview PPM Pro/Getting the Most out of PPM Pro/Strategies/022 Stepping into Work Intake>

Coming Soon: Changes to Calculated Fields

- Strict adherence to the data type setting on calculated fields
- **Why:** Better user experience in new reporting and customer security
- **What to do:** Review your calculated fields and make sure the data returned by the function matches the data type
- **Targeted for February**

If you have implemented your calculated fields correctly, there will be no impact!

Calculated Field : Project Field-20191105

Basic Details Formula Editor

Entity:
Project

Title: *
Project Field-20191105

Data Type:

- String
- Boolean
- Date
- Date Time
- Float
- Integer

Coming Soon: Multiple project log assignees

- Multiple users (including Time users) can be assigned to a project log, granted owner permissions
- **Why:** In response to customer requests and to prepare for phase 2 integrations with LeanKit and Projectplace
- **Impact to Legacy reports:**
 - Cannot display related information of the assignees, such as immediate supervisor or email address
 - Cannot drill down to related resource information for the assignees
- **Side benefit:** New filter operators (+6) for multi-select fields will be MUCH more robust
- **Targeted for February**

Filter criteria

Show where

[any](#) of the following are true (▼)

[Project Log: Assigned To](#) (▼)

- is
- is not
- is empty
- is not empty
- contains**
- contains any
- contains all
- contains none
- contains current user

Planview Horizons 2020

Planview Horizons 2020 will be held October 20-22, 2020 at the La Cantera Resort & Spa in San Antonio, TX!

Registration opens in early February

- Super Early Bird through March 30 - \$1,195
- Early Bird through June 12 - \$1,395
- Discounted through September 19 - \$1,595
- Regular through October 20 - \$1,795

More details about the conference and how to register coming soon!



Upcoming PPM Pro Webinars

Registration links will be in February Release Notes:

- February Release Webinar – February 19
- Q1 2020 Roadmap – February 26





Q&A



Thank You